

Living Archive: The Celluloid Ceiling

Documenting 27 Years of Women's Employment in U.S. Films

by Dr. Martha M. Lauzen

Copyright © 2025 – All rights reserved.

Since 1998, the annual *Celluloid Ceiling* study has tracked women's employment in some of the core crafts of filmmaking, including directing, writing, producing, editing, and cinematography. It is the longest-running and most comprehensive study of women's behind-the-scenes employment available.¹

The *Living Archive* compiles the findings from every year of the project in a single reference document.

The takeaway from this report is that while the percentages of women working in the roles considered have risen over the last quarter century – with the exception of editors -- many of those gains have been meager. The percentage of women working as editors on the 250 top grossing films was the same in 2024 (20%) as in 1998. The percentage of women working as producers climbed 3 points, from 24% in 1998 to 27% in 2024. The percentage of women working as executive producers rose 4 points from 18% in 1998 to 22% in 2024. The percentage of women writers increased 7 points from 13% in 1998 to 20% in 2024. The percentage of women directors climbed 7 points from 9% in 1998 to 16% in 2024. The percentage of women cinematographers rose 8 points, from 4% in 1998 to 12% in 2024.

The long-term trends in women's employment are often lost in the year-to-year fluctuations that reveal increases of a couple of percentage points one year, only to be followed by decreases the next. The extended timeline highlighted in this report provides a sobering historical record of the unrelenting underemployment of women in the mainstream film industry.

¹ In recent years, the study has tracked additional roles, including composers, music supervisors, supervising sound editors, sound designers, production designers, art directors, special effects supervisors, and visual effects supervisors. That information is not included in this report but is available by contacting Dr. Lauzen at lauzen@sdsu.edu. Initially, the study monitored the top 250 (domestic) grossing films every year. However, the study expanded to include the top 100 and top 500 domestic grossing films in 2015. Due to changes in production caused by the pandemic and labor strikes in the early 2020s, the study has tracked only the top 100 and 250 films since 2020.

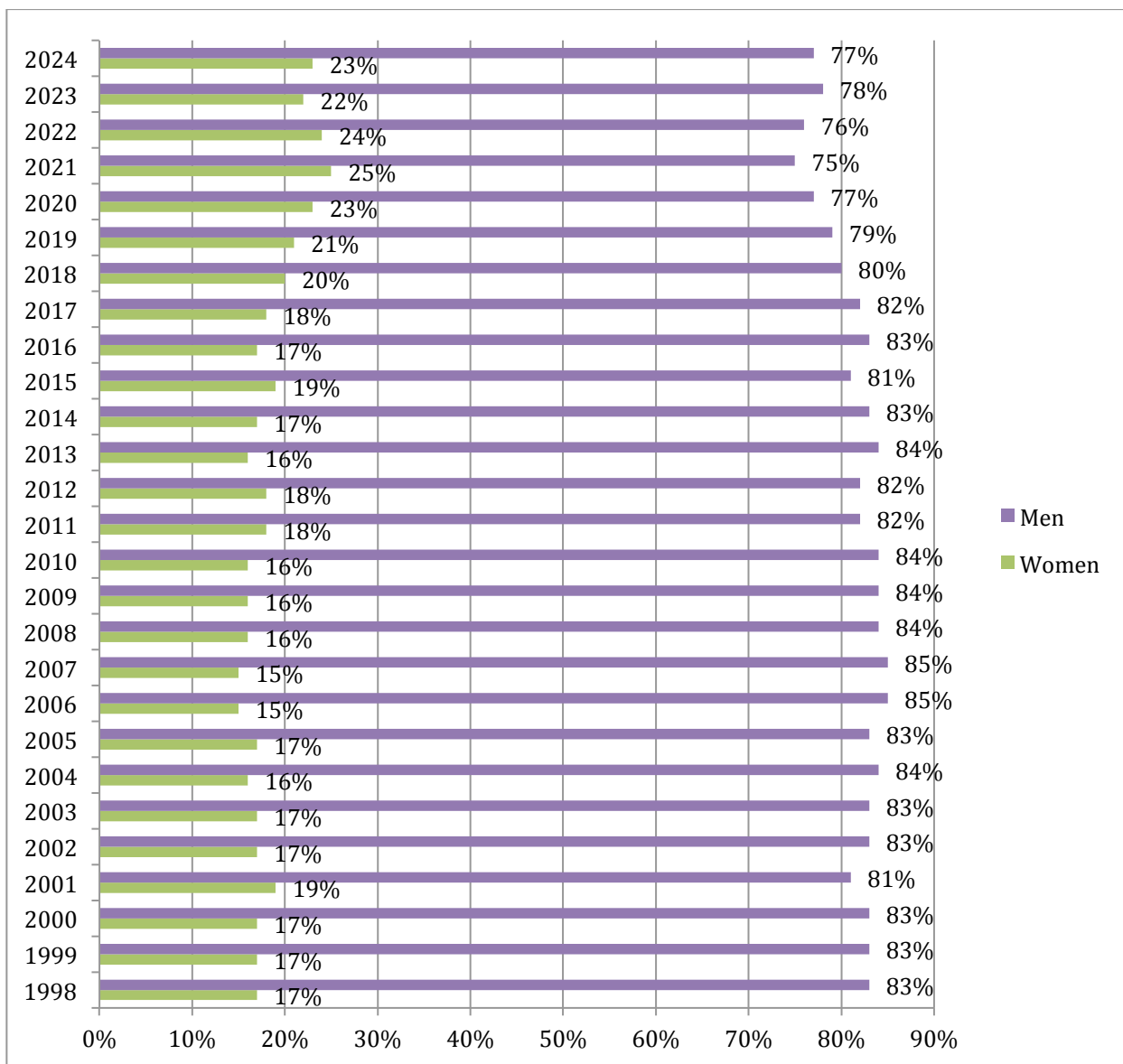
Living Archive: The Celluloid Ceiling
Documenting 27 Years of Women's Employment in U.S. Films

Table of Contents

	<u>page</u>
Figure 1. Women's Employment in All Roles (<i>Bar Chart</i>)	3
Figure 1a. Women's Employment in All Roles (<i>Line Graph</i>)	4
Figure 2. Women's Employment as Directors (<i>Bar Chart</i>)	5
Figure 2a. Women's Employment as Directors (<i>Line Graph</i>)	6
Figure 3. Women's Employment as Writers (<i>Bar Chart</i>)	7
Figure 3a. Women's Employment as Writers (<i>Line Graph</i>)	8
Figure 4. Women's Employment as Executive Producers (<i>Bar Chart</i>)	9
Figure 4a. Women's Employment as Executive Producers (<i>Line Graph</i>)	10
Figure 5. Women's Employment as Producers (<i>Bar Chart</i>)	11
Figure 5a. Women's Employment as Producers (<i>Line Graph</i>)	12
Figure 6. Women's Employment as Editors (<i>Bar Chart</i>)	13
Figure 6a. Women's Employment as Editors (<i>Line Graph</i>)	14
Figure 7. Women's Employment as Cinematographers (<i>Bar Chart</i>)	15
Figure 7a. Women's Employment as Cinematographers (<i>Line Graph</i>)	16

Figure 1.

Women's Behind-the-Scenes Employment on the 250 Top (Domestic) Grossing Films in Every Year from 1998 through 2024 (includes Directors, Writers, Producers, Executive Producers, Editors, Cinematographers)



Summary statement: In 1998, women comprised 17% of individuals working in the behind-the-scenes roles considered on the 250 top (domestic) grossing films. In 2024, women accounted for 23% of these individuals, an increase of 6 percentage points over 27 years.

Figure1a.

Women's Behind-the-Scenes Employment on the 250 Top (Domestic) Grossing Films in Every Year from 1998 through 2024 (includes Directors, Writers, Producers, Executive Producers, Editors, Cinematographers)

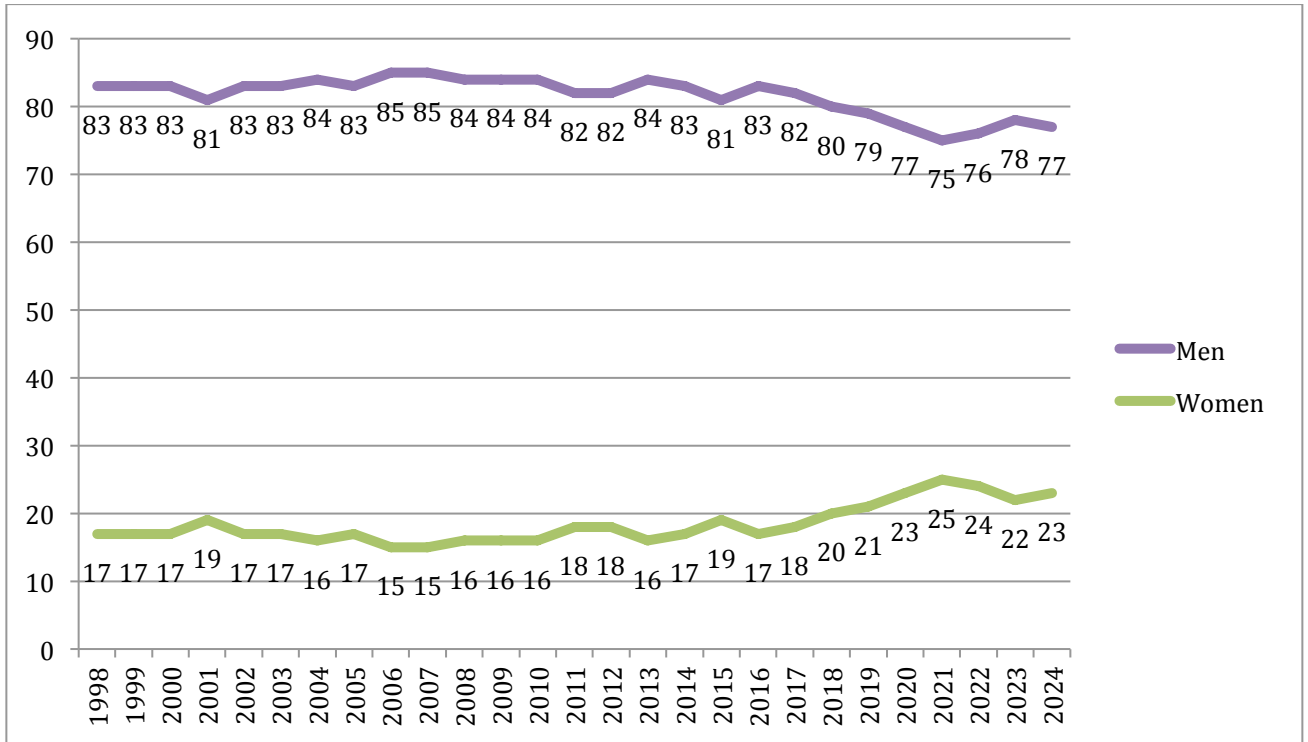
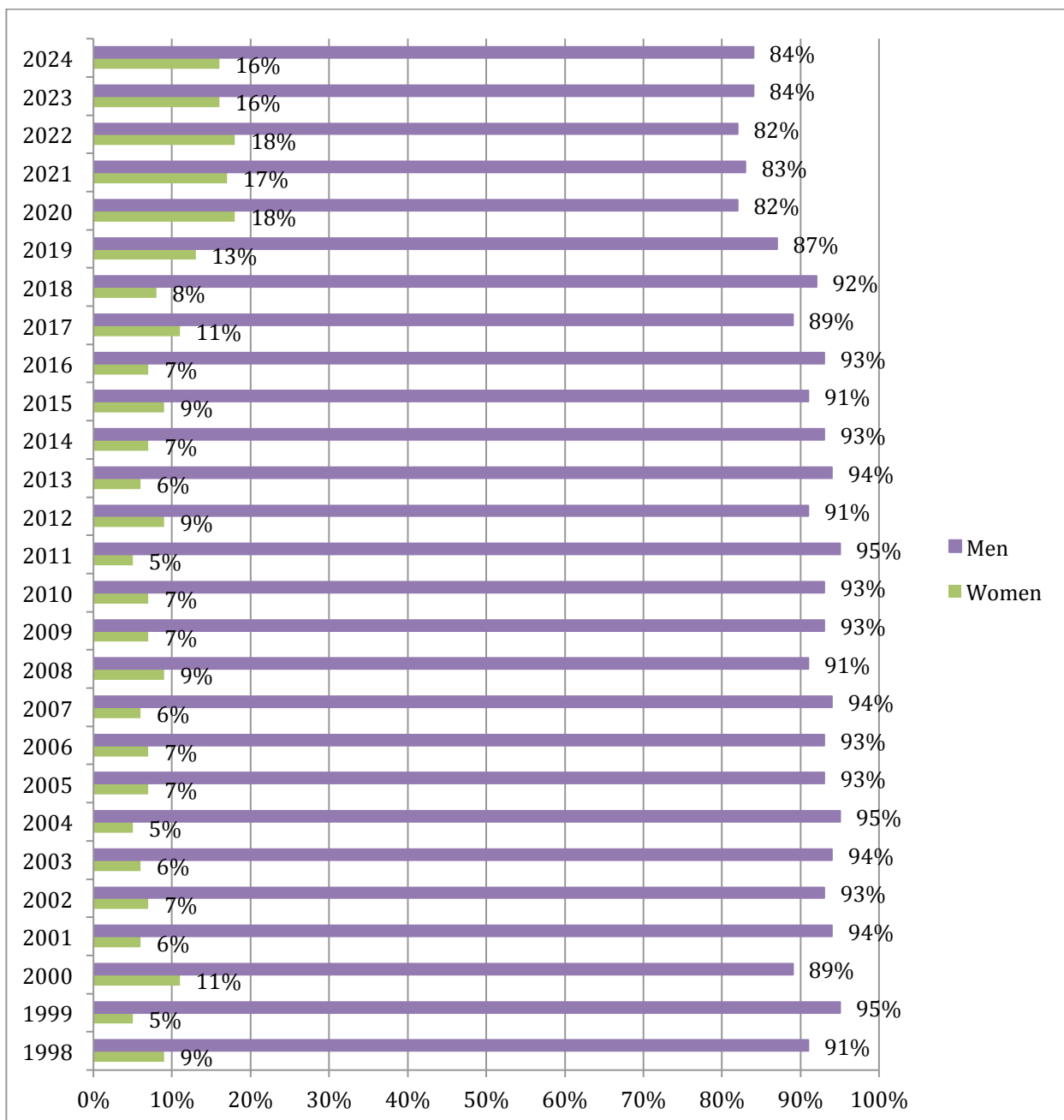


Figure 2.

Women's Employment as **Directors** on the 250 Top (Domestic) Grossing Films in Every Year from 1998 through 2024



Summary statement: In 1998, women accounted for 9% of directors working on the 250 top (domestic) grossing films. In 2024, women comprised 16% of directors, an increase of 7 percentage points over 27 years.

Figure 2a.

*Women's Employment as **Directors** on the 250 Top (Domestic) Grossing Films in Every Year from 1998 through 2024*

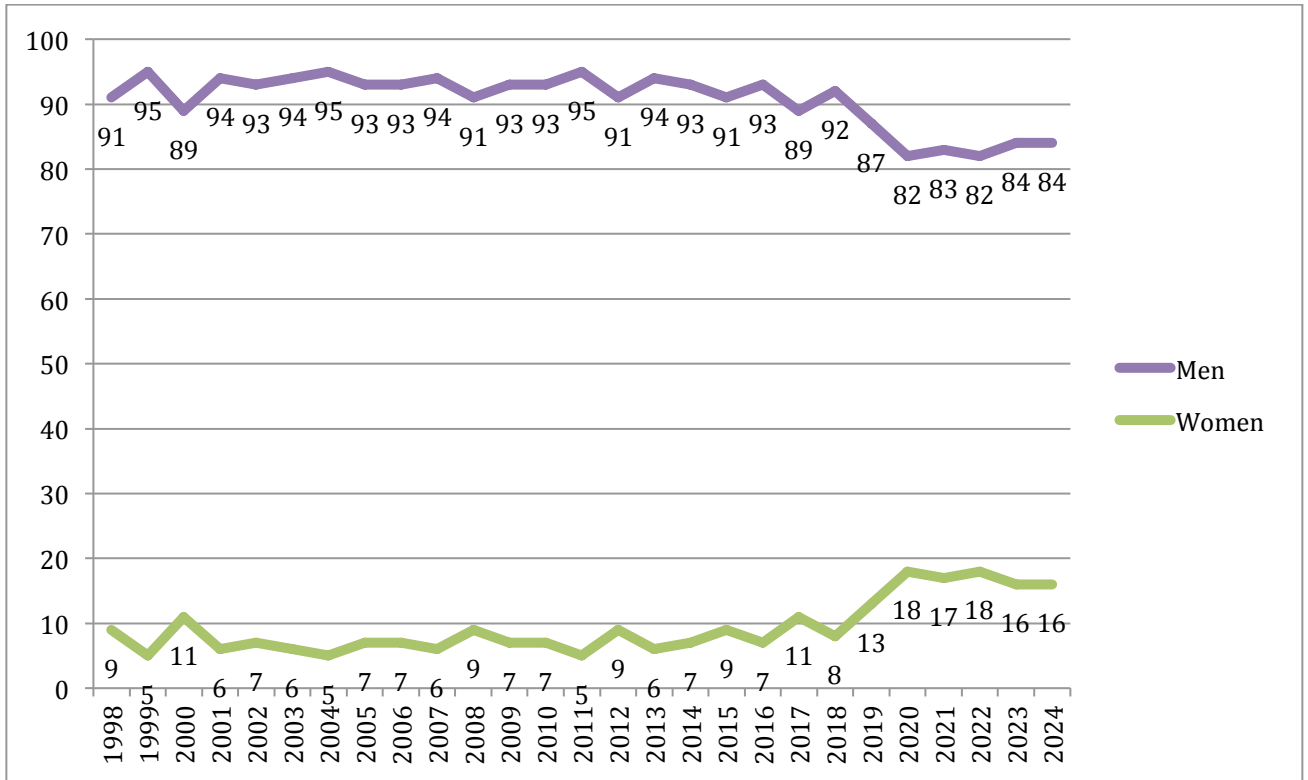
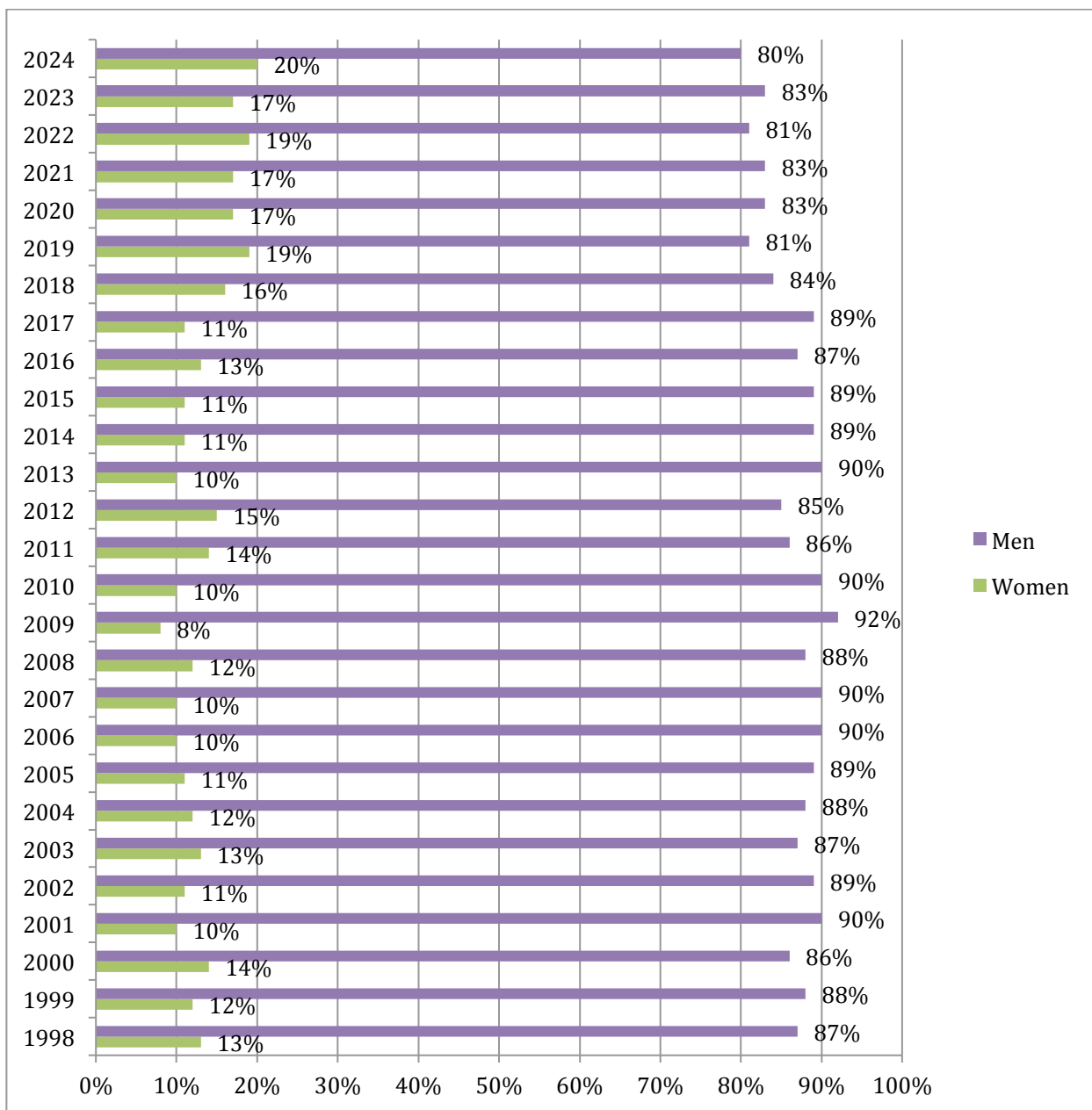


Figure 3.

*Women's Employment as **Writers** on the 250 Top (Domestic) Grossing Films in Every Year from 1998 through 2024*



Summary statement: In 1998, women comprised 13% of writers working on the 250 top (domestic) grossing films. In 2024, women accounted for 20% of writers, an increase of 7 percentage points over 27 years.

Figure 3a.

Women's Employment as **Writers** on the 250 Top (Domestic) Grossing Films in Every Year from 1998 through 2024

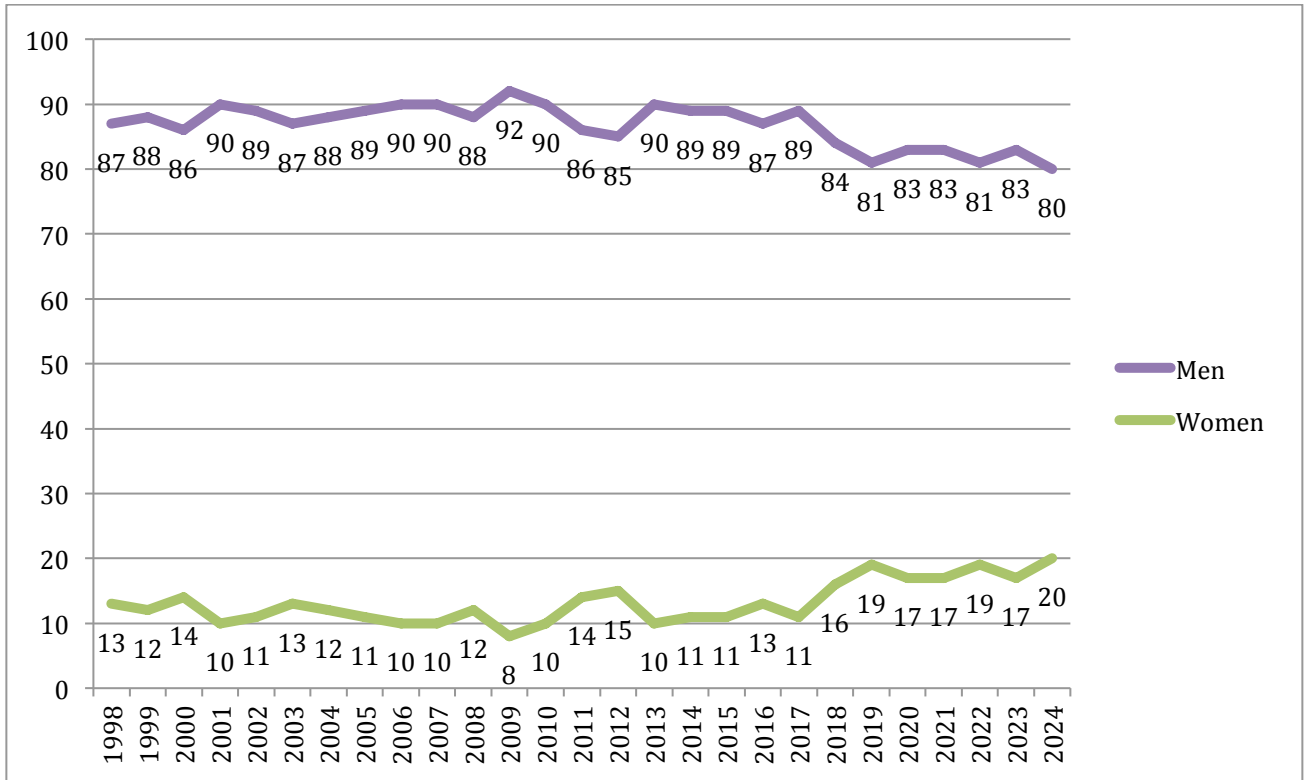
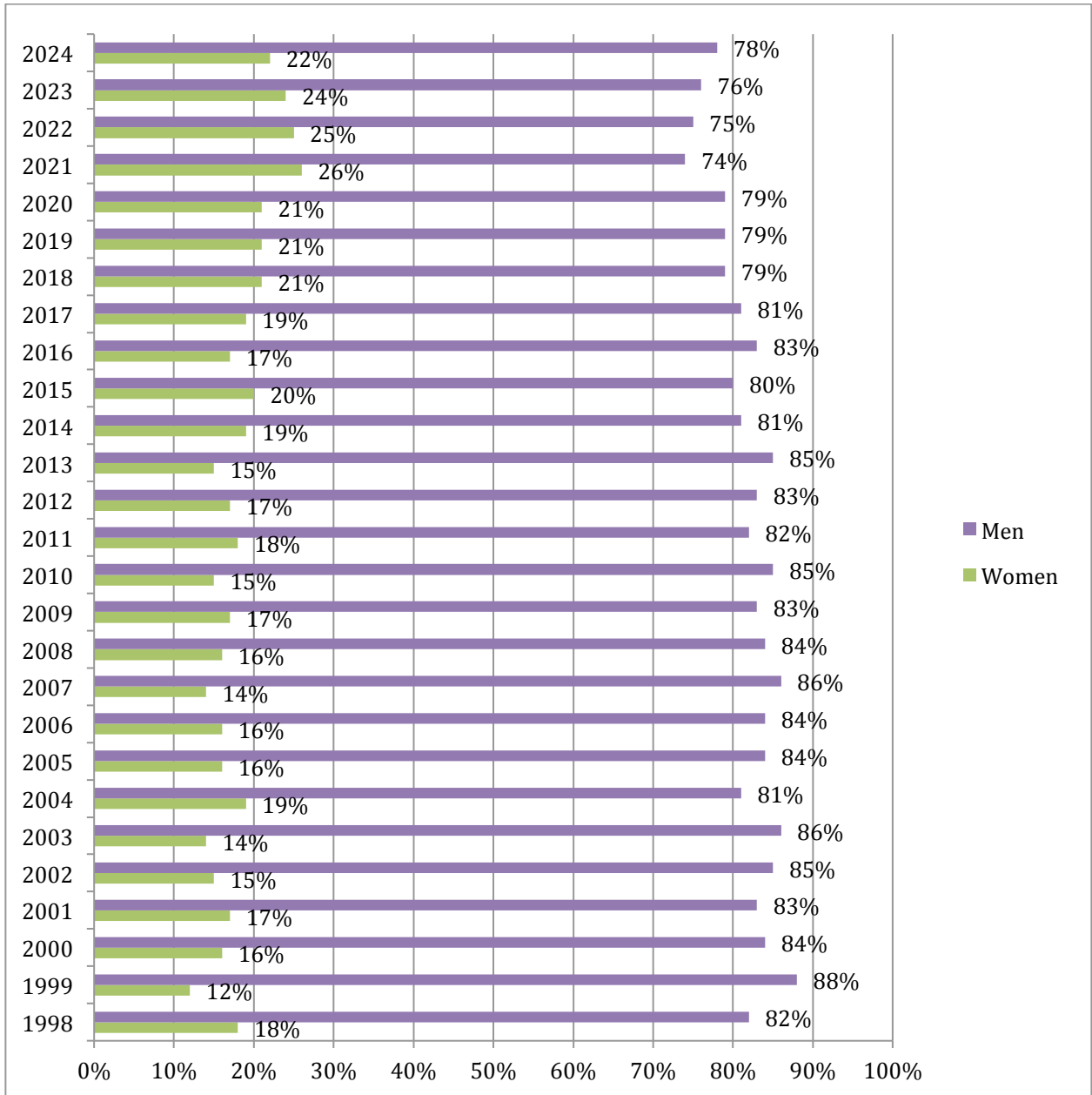


Figure 4.

*Women's Employment as **Executive Producers** on the 250 Top (Domestic) Grossing Films in Every Year from 1998 through 2024*



Summary statement: In 1998, women comprised 18% of executive producers working on the 250 top (domestic) grossing films. In 2024, women accounted for 22% of executive producers, an increase of 4 percentage points over 27 years.

Figure 4a.

Women's Employment as **Executive Producers** on the 250 Top (Domestic) Grossing Films in Every Year from 1998 through 2024

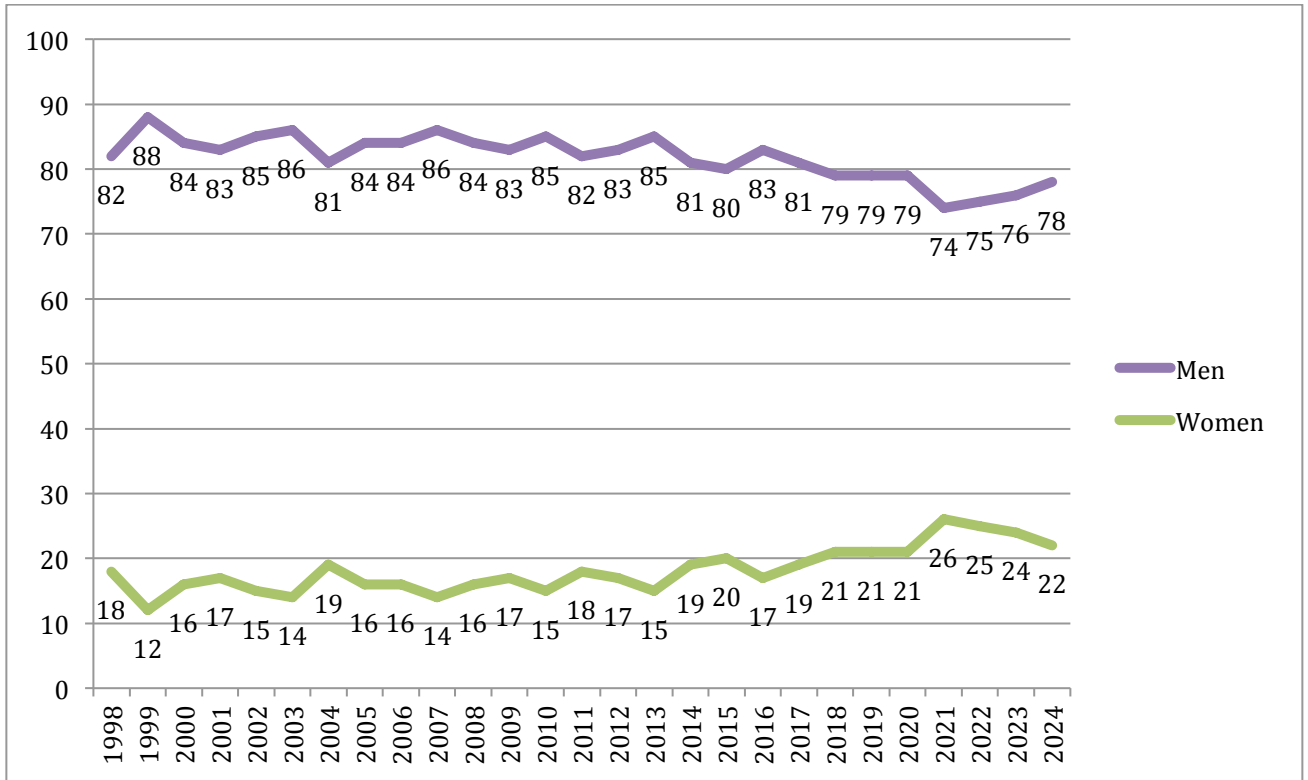
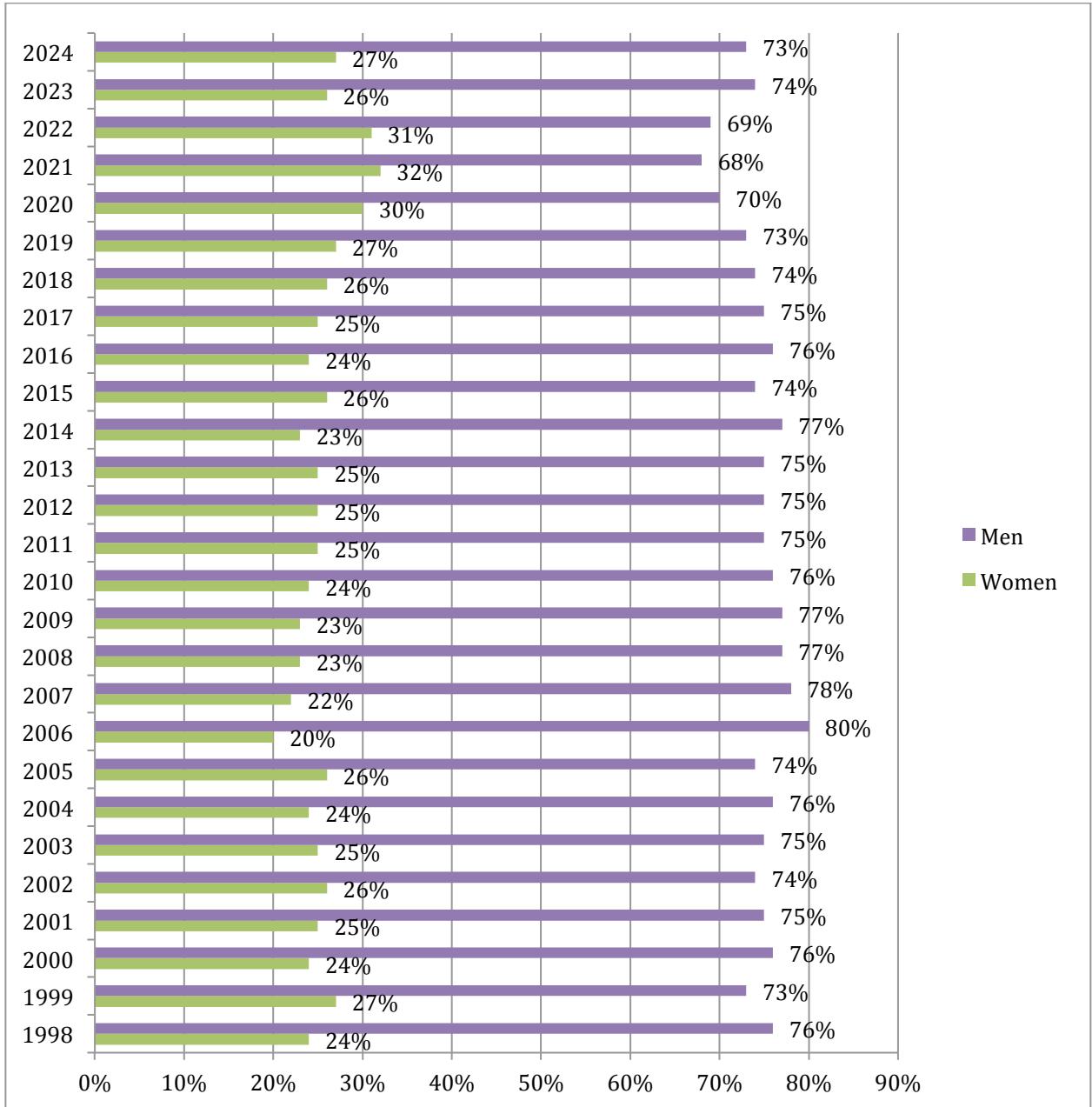


Figure 5.

*Women's Employment as **Producers** on the 250 Top (Domestic) Grossing Films in Every Year from 1998 through 2024*



Summary statement: In 1998, women comprised 24% of producers working on the 250 top (domestic) grossing films. In 2024, women accounted for 27% of producers, an increase of 3 percentage points over 27 years.

Figure 5a.

Women's Employment as **Producers** on the 250 Top (Domestic) Grossing Films in Every Year from 1998 through 2024

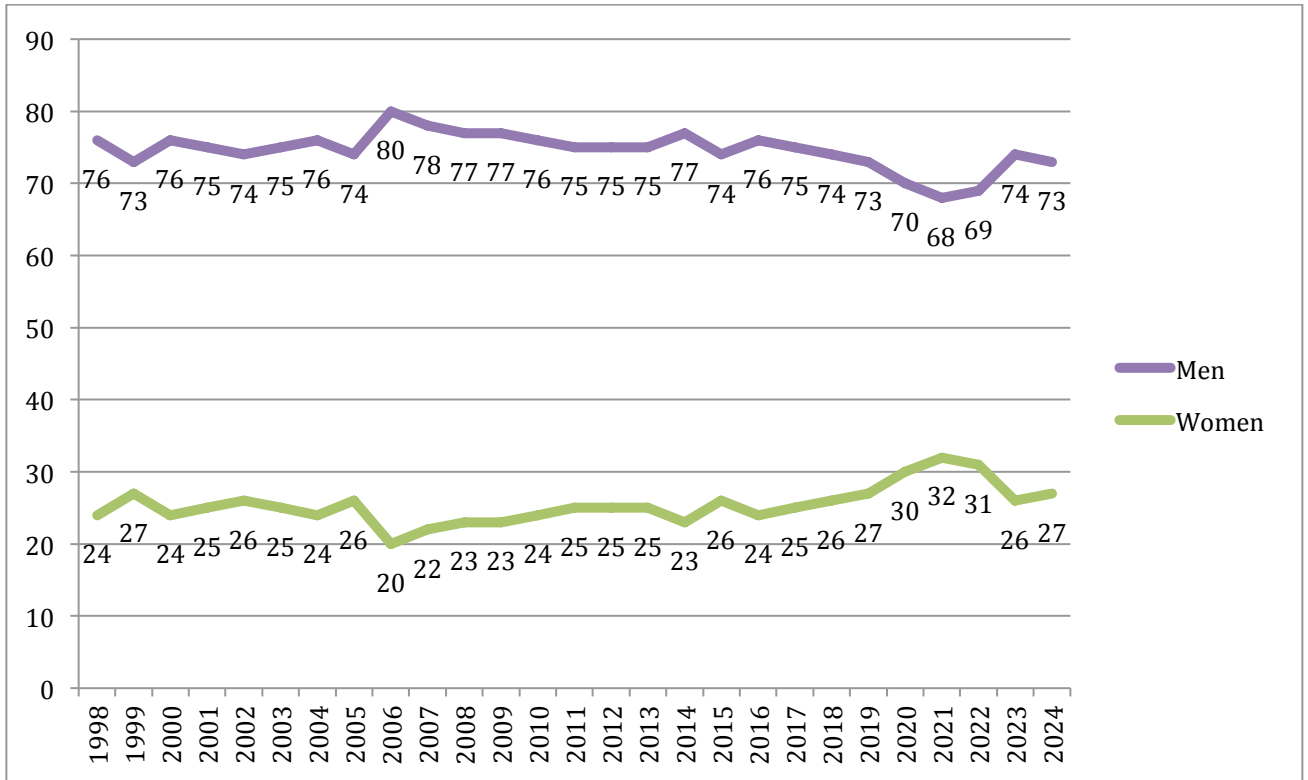
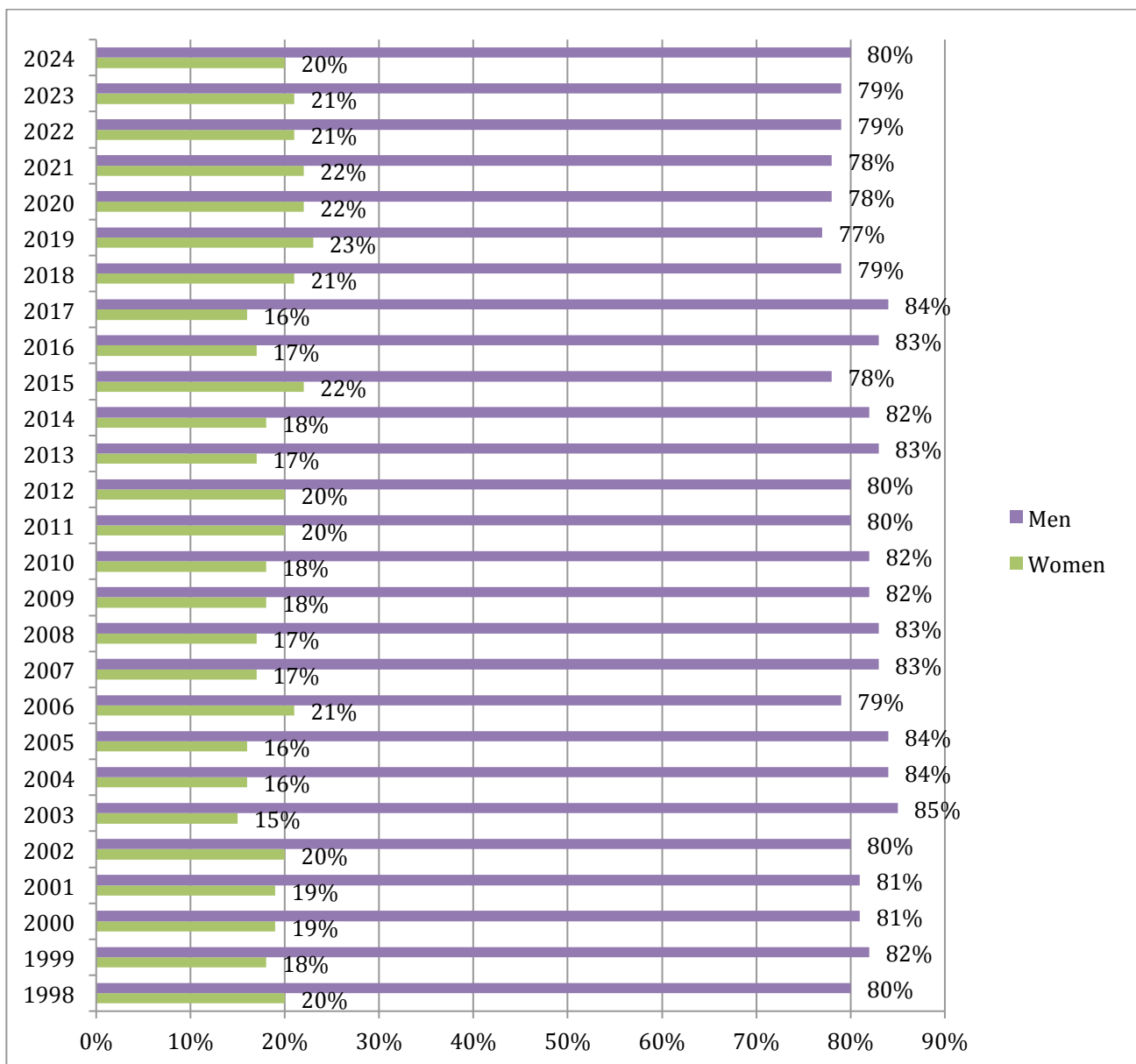


Figure 6.

*Women's Employment as **Editors** on the 250 Top (Domestic) Grossing Films in Every Year from 1998 through 2024*



Summary statement: In 1998, women accounted for 20% of editors working on the 250 top (domestic) grossing films. In 2024, women comprised 20% of editors, no change over 27 years.

Figure 6a.

Women's Employment as **Editors** on the 250 Top (Domestic) Grossing Films in Every Year from 1998 through 2024

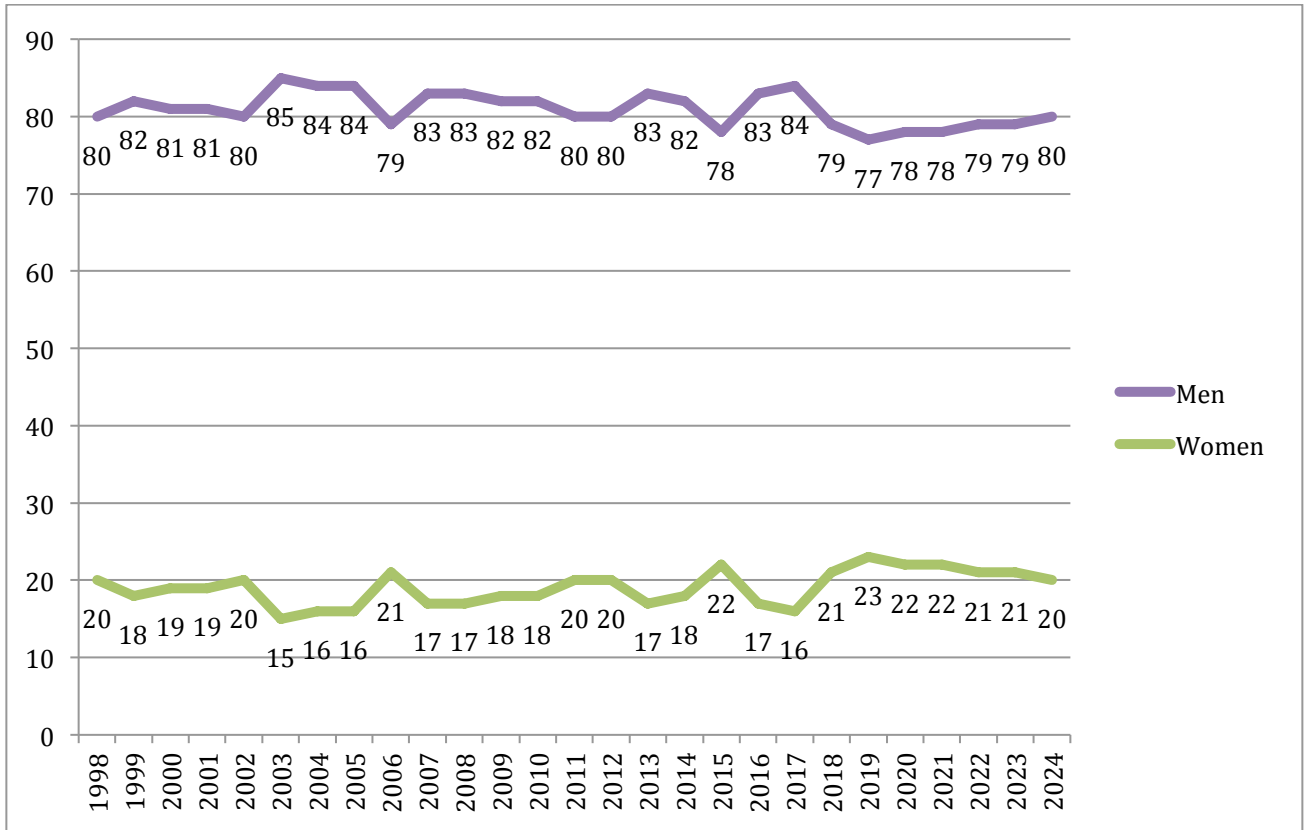
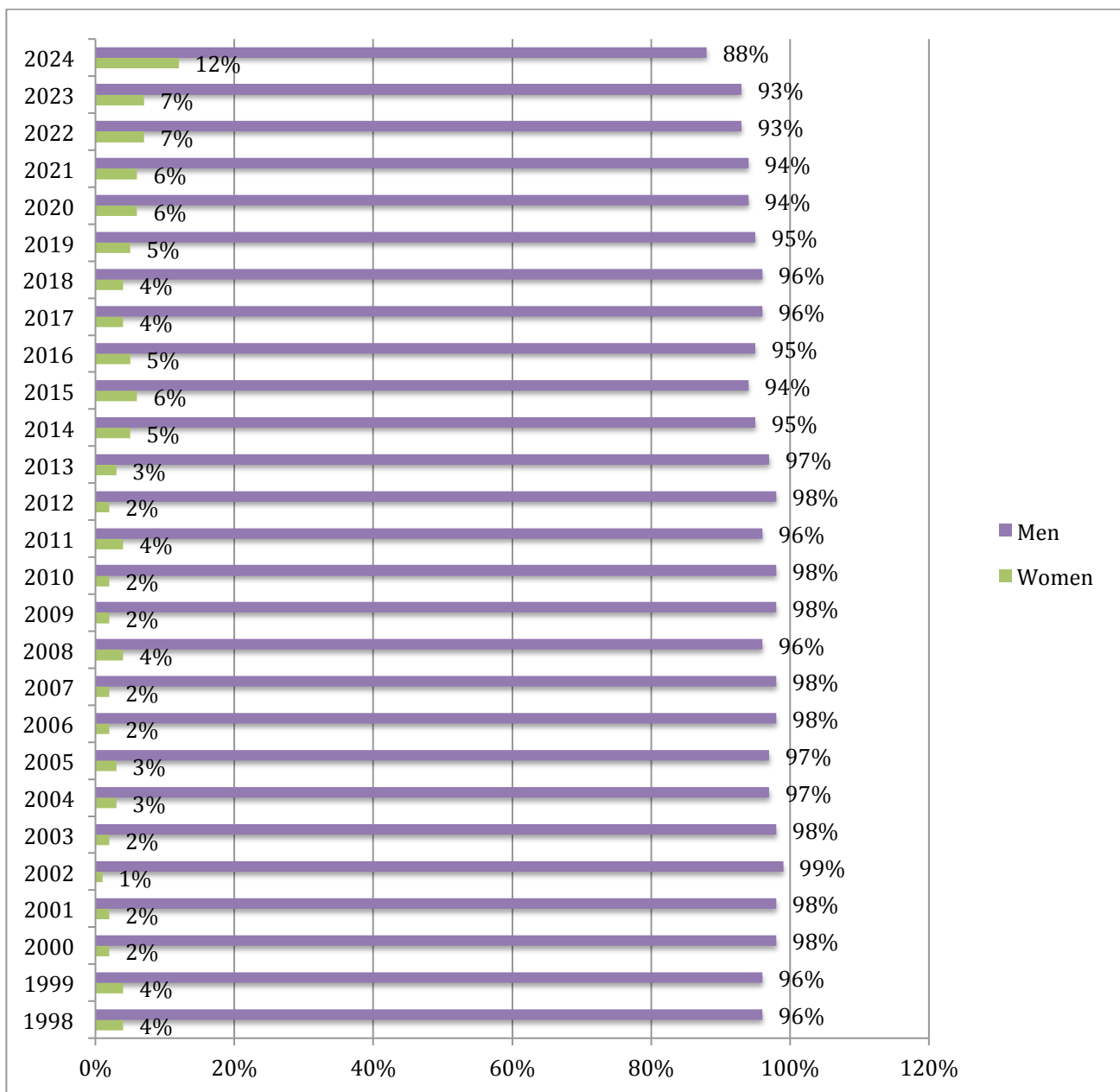


Figure 7.

*Women's Employment as **Cinematographers** on the 250 Top (Domestic) Grossing Films in Every Year from 1998 through 2024*



Summary statement: In 1998, women comprised 4% of cinematographers working on the 250 top (domestic) grossing films. In 2024, women accounted for 12% of cinematographers, an increase of 8 percentage points over 27 years.

Figure 7a.

Women's Employment as **Cinematographers** on the 250 Top (Domestic) Grossing Films in Every Year from 1998 through 2024

